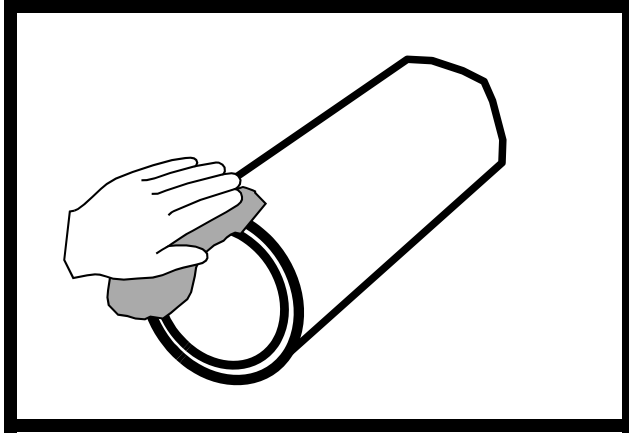
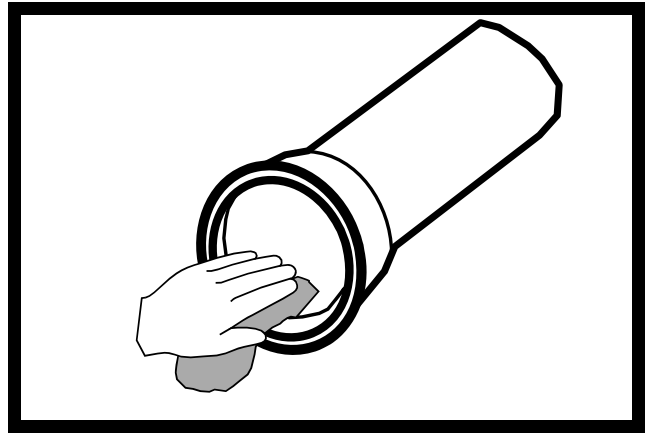


# "BLUE LUBE" APPLICATION INSTRUCTIONS




**Fig. 1** Clean spigot of pipe. Surfaces must be thoroughly clean before application. Remove any loose dirt, gravel, rust, scale, of foreign material.



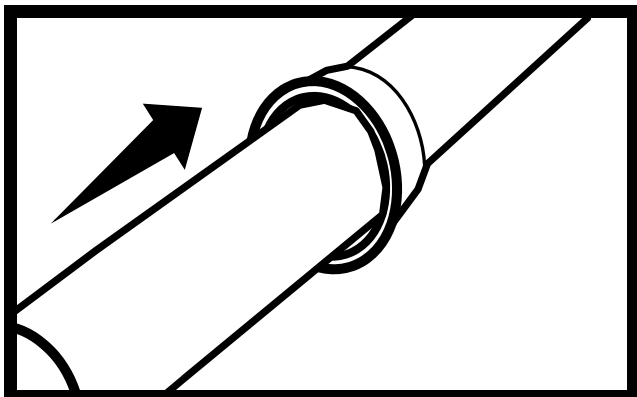
**Fig. 2** Clean bell of pipe. Remove any loose dirt, gravel, rust, scale, of foreign material. Remove standing water for best results.



**Fig. 3** Apply "Blue Lube" liberally to the bell of pipe. For best results use a cotton swab applicator.



**Fig. 4** Apply "Blue Lube" liberally to the spigot of pipe. Do not allow the lube on the spigot to come in contact with dirt.



**Fig. 4** Apply even pressure and insert the spigot into the bell.



Meets NSF Standard 14  
& NSF Standard 61



"Blue Lube" is available in 1 pint (473 ml), 1 quart (.95 L), 1 gallon (3.785 L), 5 gallon (18.9 L), 55 gallon (208 L) drums.